

Scaled data based on original data using
LM-79-08 Approved Method: Electrical and Photometric Measurements of Solid-
State Lighting Products

Test Report Prepared for
Cooper Lighting Solutions
(formerly Eaton)

Brand: McGRAW-EDISON

Report Number: P385470

Luminaire Tested: **GWC-SA1A-730-U-T2-HSS**

Issue Date: 3/3/2020

Test Information

Test Method: LM-79-08
Report Number: P385470
TEST IS SCALED FROM IESNA LM-79-08 TEST DATA (G2-1903-205-13)
Test Lab: INNOVATION CENTER
Issue Date: 3/3/2020
Manufacturer: COOPER LIGHTING SOLUTIONS (FORMERLY EATON)
Product Line: MCGRAW-EDISON
Catalog Number: GWC-SA1A-730-U-T2-HSS
Description: GALLEON WALL LUMINAIRE
(1) 70 CRI, 3000K, 615mA LIGHTSQUARE WITH 16 LEDS AND TYPE II OPTICS WITH HOUSE SIDE SHIELD
Light Source: -
Ballast/Driver: ELECTRONIC DRIVER

Summary

Lumens per Lamp: N/A
Luminaire Lumens: 3224 lumens
Efficiency: N/A
Efficacy: 94.8 lumens/watt
Luminous Opening: Rectangular (W 0.5' x L: 0.5' x H: 0')
IES Classification: Type II - Medium
BUG Rating: B0 - U0 - G1

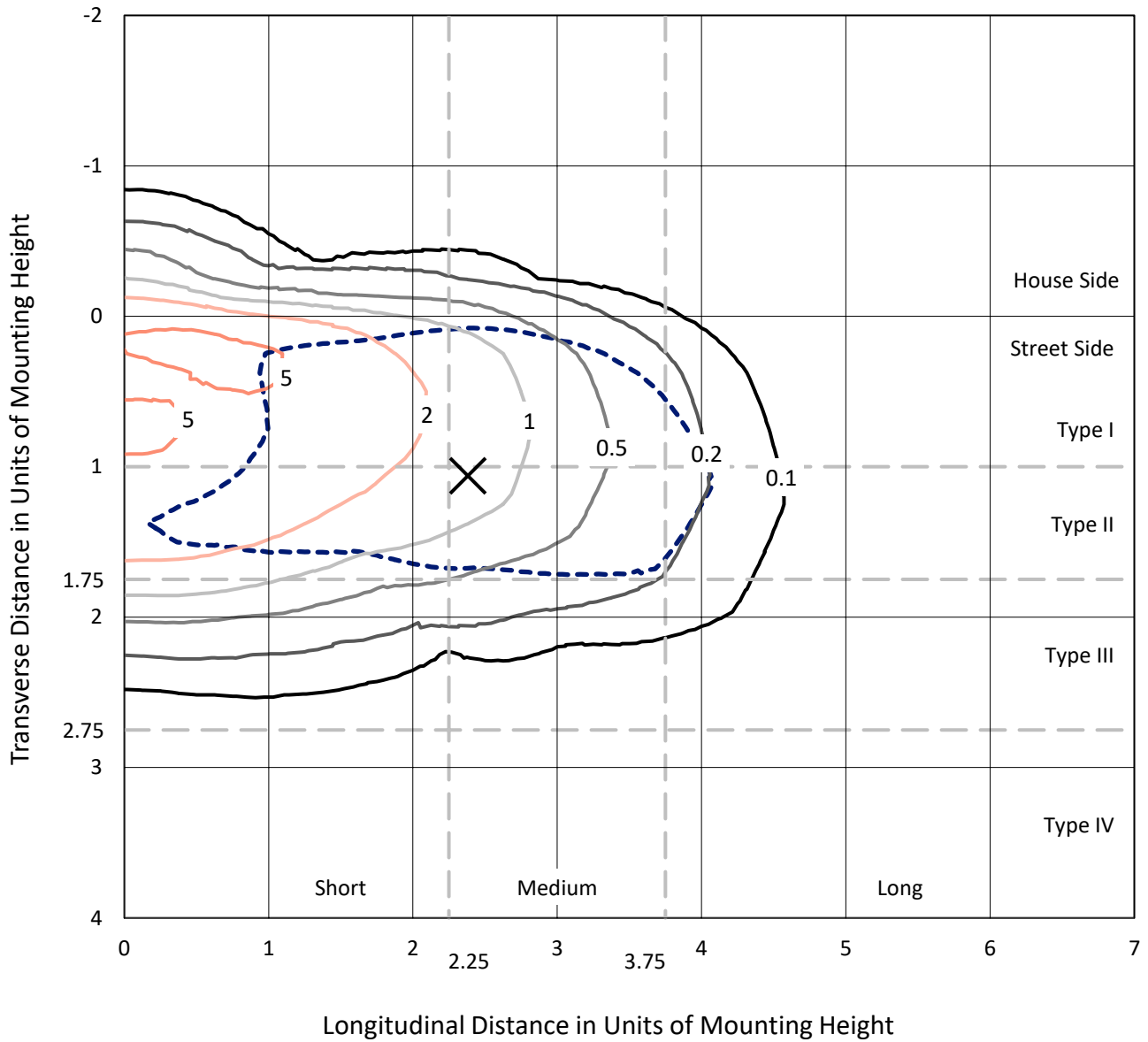
Input Watts (W): 34
Input Voltage (V): NR
Input Current (Ain): NR
Voltage Rise (V): NR
Power Factor: NR
Total Harmonic Distortion (THDi): NR
Frequency (hertz): 60
Stabilization Time: NR
Operation Time: NR
Ambient Temperature (°C): NR
Test Distance: 24 FT



REPORT NUMBER: P385470
 CATALOG NUMBER: GWC-SA1A-730-U-T2-HSS

Iso-Footcandle Lines of Horizontal Illumination

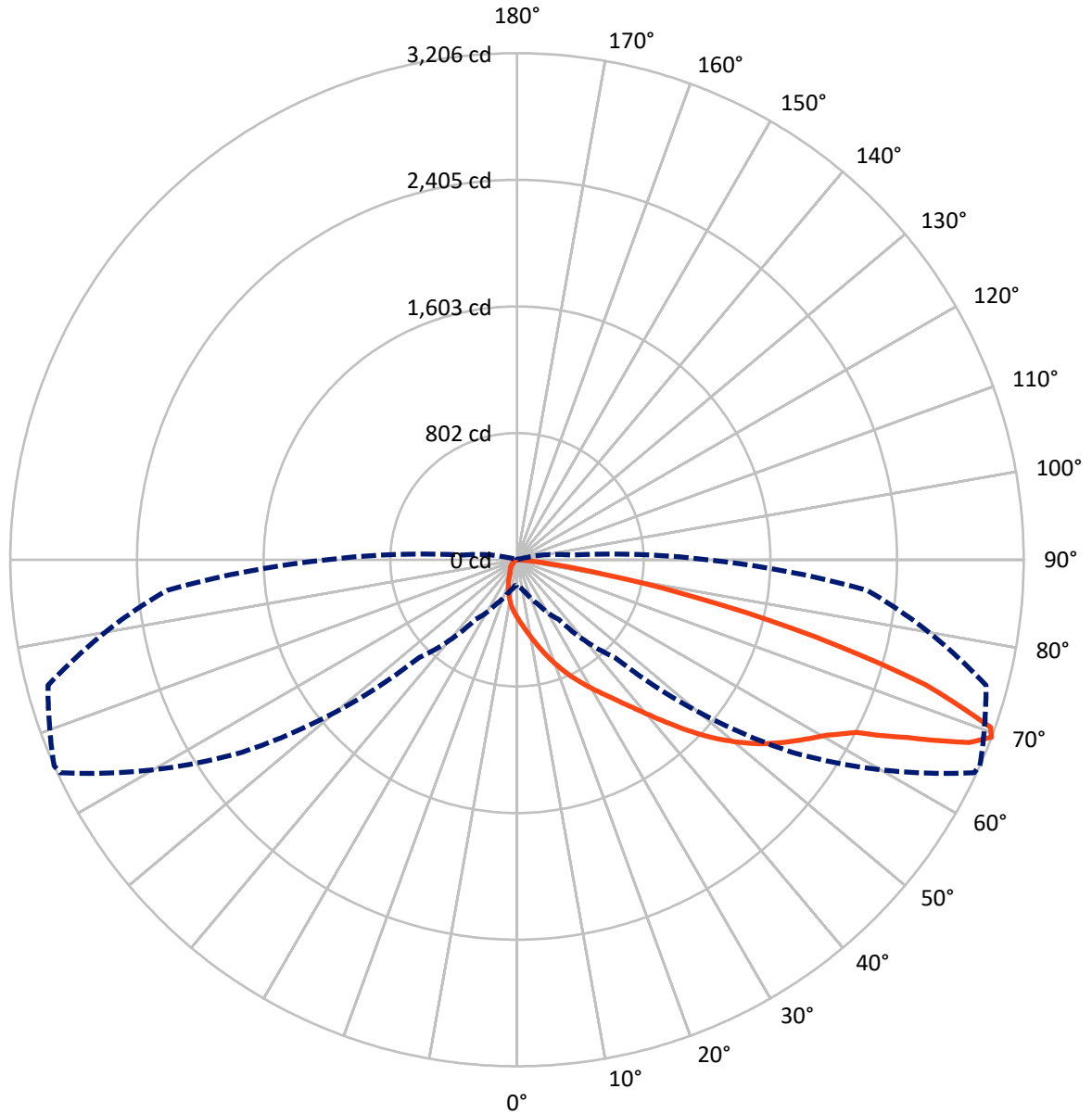
✕ Max cd
 - - - 1/2 Max cd



Based on 10 foot mounting height. Maximum calculated value = 6.1 fc
 Type II - Medium - N/A

REPORT NUMBER: P385470
CATALOG NUMBER: GWC-SA1A-730-U-T2-HSS

Luminous Intensity Polar Plot



— Vertical Plane Through 66-Deg Lateral - - - Horizontal Cone Through 69-Deg Vertical



REPORT NUMBER: P385470

CATALOG NUMBER: GWC-SA1A-730-U-T2-HSS

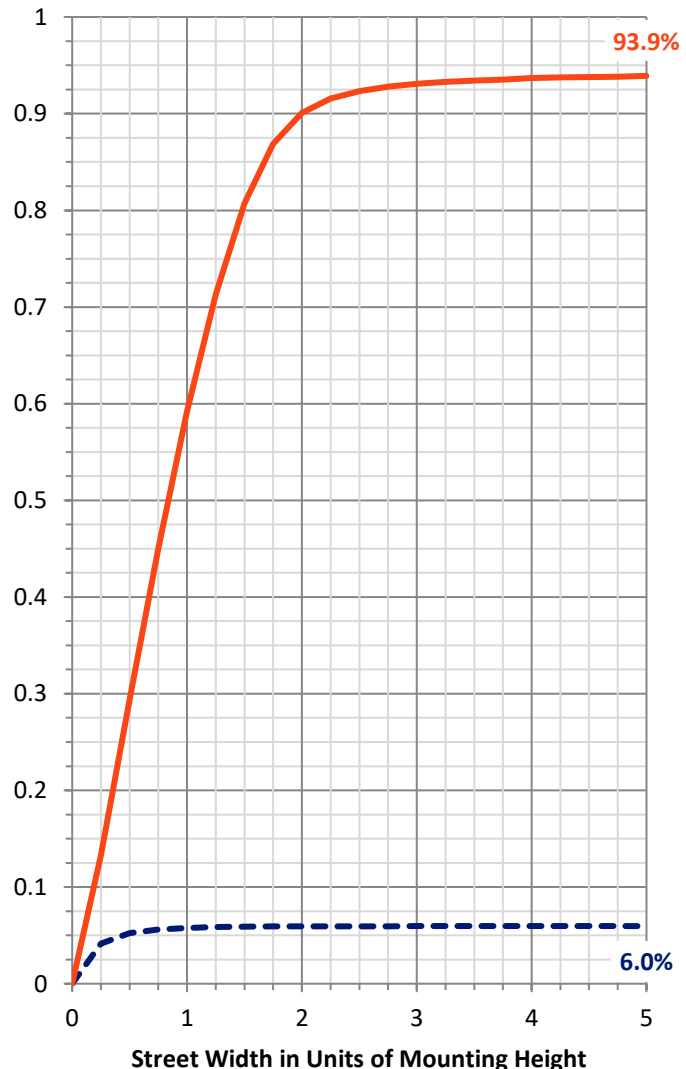
FLUX DISTRIBUTION:

		Downward	Upward	Total
House Side	Lumens	193.4	0.0	193.4
	% Fixture	6.0	0.0	6.0
Street Side	Lumens	3030.6	0.0	3030.6
	% Fixture	94.0	0.0	94.0
Total	Lumens	3224.0	0.0	3224.0
	% Fixture	100.0	0.0	100.0

Coefficient of Utilization

ZONAL LUMENS:

Zone	Lumens	% Fixture
0°-10°	35.5	1.1
10°-20°	105.6	3.3
20°-30°	183.8	5.7
30°-40°	322.5	10.0
40°-50°	539.8	16.7
50°-60°	793.4	24.6
60°-70°	814.7	25.3
70°-80°	402.2	12.5
80°-90°	26.6	0.8
90°-100°	0.0	0.0
100°-110°	0.0	0.0
110°-120°	0.0	0.0
120°-130°	0.0	0.0
130°-140°	0.0	0.0
140°-150°	0.0	0.0
150°-160°	0.0	0.0
160°-170°	0.0	0.0
170°-180°	0.0	0.0
0°-90°	3224.0	100.0
0°-180°	3224.0	100.0



REPORT NUMBER: P385470

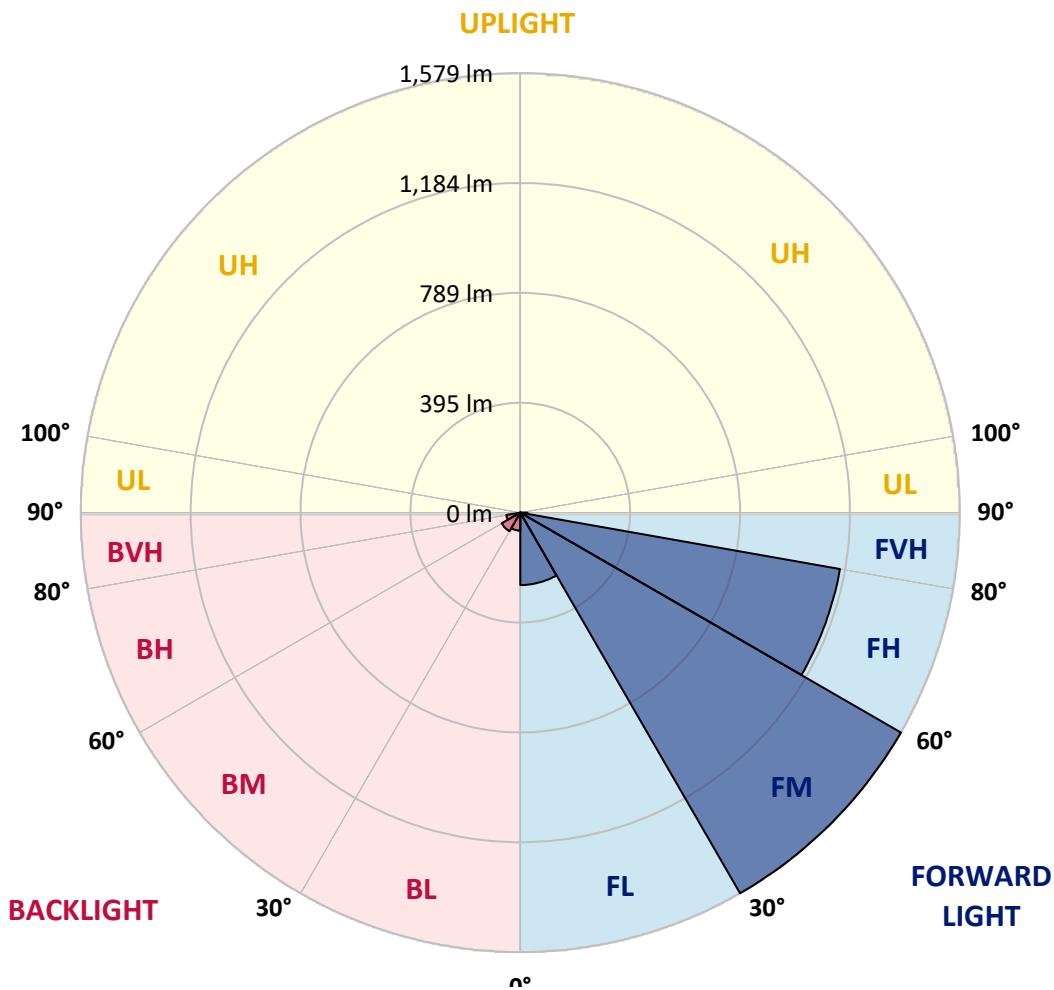
CATALOG NUMBER: GWC-SA1A-730-U-T2-HSS

LUMINAIRE CLASSIFICATION SYSTEM LUMEN TABLE AND BUG RATING:

Zone	Lumens	% Fixture	Zone Rating/Lumen Limit		
			B	U	G
FL (0°-30°)	260.1	8.1			
FM (30°-60°)	1578.6	49.0			
FH (60°-80°)	1165.9	36.2			G1/1800
FVH (80°-90°)	26.0	0.8			G1/100
BL (0°-30°)	64.7	2.0	B0/110		
BM (30°-60°)	77.1	2.4	B0/220		
BH (60°-80°)	51.0	1.6	B0/110		G0/110
BVH (80°-90°)	0.6	0.0			G0/10
UL (90°-100°)	0.0	0.0		U0/0	
UH (100°-180°)	0.0	0.0		U0/0	

BUG Rating: B0-U0-G1

Type II Medium





REPORT NUMBER: P385470
 CATALOG NUMBER: GWC-SA1A-730-U-T2-HSS

CANDELA DISTRIBUTION (FULL):

	0°	5°	15°	25°	35°	45°	55°	65°	66°	75°	85°
0°	366.9	366.9	366.9	366.9	366.9	366.9	366.9	366.9	366.9	366.9	366.9
2.5°	431.8	430.0	429.2	425.9	420.0	415.6	407.0	397.1	395.2	385.6	373.8
5°	487.9	486.3	485.3	480.5	474.6	463.4	447.8	429.2	425.7	407.3	383.7
7.5°	526.9	529.7	529.7	526.6	519.1	510.7	491.6	466.3	461.8	433.7	397.1
10°	549.7	553.1	555.7	558.3	557.2	553.9	535.8	507.3	502.0	464.6	412.5
12.5°	551.9	555.3	562.6	573.5	584.0	591.7	580.4	552.8	546.7	500.4	430.9
15°	539.9	543.5	554.8	575.9	601.5	623.9	627.5	603.2	596.9	543.2	453.9
17.5°	519.1	521.4	537.6	566.9	607.0	648.0	670.3	657.2	651.4	592.0	479.5
20°	503.6	505.3	519.6	551.0	603.6	663.2	710.7	714.7	708.5	644.4	507.2
22.5°	530.1	533.2	533.7	548.5	594.5	670.7	746.2	771.2	766.6	700.0	534.4
25°	602.6	606.1	594.5	585.3	602.3	674.1	776.7	829.1	825.4	759.8	561.8
27.5°	698.3	702.0	686.9	659.5	643.1	686.8	803.8	887.9	887.7	823.2	591.4
30°	792.3	796.0	780.7	753.3	715.6	722.8	827.2	949.4	950.3	888.6	622.8
32.5°	890.9	895.5	879.7	844.5	805.2	784.9	860.1	1011.3	1016.5	964.4	658.2
35°	1003.0	1003.6	981.4	944.5	899.2	868.1	913.0	1080.6	1093.0	1058.3	703.0
37.5°	1113.0	1117.4	1099.2	1041.0	999.3	964.1	991.5	1167.3	1184.9	1173.0	761.7
40°	1194.4	1203.8	1201.2	1138.4	1098.9	1073.8	1089.1	1270.4	1292.7	1306.5	835.6
42.5°	1245.6	1252.6	1264.6	1226.7	1190.9	1195.0	1204.2	1390.4	1418.0	1458.7	920.6
45°	1304.2	1307.6	1317.5	1300.8	1276.7	1318.3	1326.4	1525.6	1554.6	1622.4	1015.0
47.5°	1375.9	1383.8	1386.6	1371.3	1360.3	1427.3	1444.2	1648.6	1689.2	1797.8	1114.8
50°	1467.1	1469.3	1474.0	1464.1	1453.1	1521.0	1549.8	1777.7	1814.6	1973.7	1213.3
52.5°	1556.4	1564.1	1580.6	1574.3	1569.9	1600.8	1644.0	1894.1	1935.3	2120.4	1311.6
55°	1582.1	1588.7	1645.9	1684.9	1721.0	1699.1	1734.1	1998.4	2042.9	2251.5	1406.2
57.5°	1479.4	1492.7	1591.6	1693.3	1843.2	1852.0	1857.8	2105.4	2145.4	2351.9	1504.7
60°	1219.7	1222.3	1384.6	1559.0	1823.0	1985.3	2038.5	2220.4	2253.9	2445.5	1622.6
62.5°	775.8	802.3	980.3	1226.6	1609.3	1966.0	2257.0	2394.4	2406.6	2557.7	1791.6
65°	369.5	386.7	515.0	757.8	1165.6	1719.0	2407.8	2709.0	2714.6	2780.2	2017.5
67.5°	204.6	212.9	274.0	407.9	681.4	1215.7	2346.9	3081.8	3087.0	3007.5	2215.7
69°	160.0	167.1	215.1	307.5	462.0	873.8	2123.8	3190.9	3206.4	3072.6	2222.7
70°	135.8	142.7	185.3	259.7	371.5	675.2	1890.4	3163.8	3180.2	3066.4	2170.2
72.5°	83.2	87.1	123.4	182.8	249.0	339.6	1165.8	2675.7	2703.4	2812.9	1865.1
75°	56.0	58.2	77.2	126.2	178.1	174.9	605.6	1886.0	1946.0	2188.1	1377.6
77.5°	40.1	42.1	51.8	81.6	124.8	115.5	274.3	1172.1	1184.9	1312.3	751.3
80°	22.8	24.7	36.6	48.5	84.7	77.0	109.0	559.8	566.3	562.8	250.8
82.5°	11.9	13.5	20.1	32.0	54.4	50.4	45.3	187.4	188.4	156.7	55.0
85°	2.3	2.8	10.0	21.9	28.0	21.9	18.5	43.9	44.9	39.7	13.6
87.5°	0.0	0.2	4.0	4.9	5.5	5.7	6.0	8.6	9.2	12.4	3.7
90°	0.0	0.0	0.0	0.0	0.0	0.0	0.0	0.0	0.0	0.0	0.0



REPORT NUMBER: P385470
 CATALOG NUMBER: GWC-SA1A-730-U-T2-HSS

CANDELA DISTRIBUTION (continued):

	90°	95°	105°	115°	125°	135°	145°	155°	165°	175°	180°
0°	366.9	366.9	366.9	366.9	366.9	366.9	366.9	366.9	366.9	366.9	366.9
2.5°	368.6	363.1	352.5	340.3	330.8	321.4	314.1	306.4	303.7	302.3	302.1
5°	372.3	360.6	338.3	315.3	296.5	278.7	266.0	253.9	248.2	245.6	244.5
7.5°	378.4	359.7	323.7	288.7	261.5	239.3	221.7	208.6	202.0	199.2	198.2
10°	385.6	358.5	306.7	260.5	225.9	202.9	185.4	172.4	165.2	162.2	160.6
12.5°	394.0	356.3	287.1	232.0	195.4	172.4	151.3	135.2	126.9	123.4	121.7
15°	404.4	354.2	266.6	205.2	168.6	140.6	117.5	106.6	104.9	104.3	104.4
17.5°	414.7	350.8	244.2	178.7	140.4	109.8	98.0	97.4	97.7	97.7	97.7
20°	423.9	343.2	219.9	156.0	113.6	92.6	90.2	89.1	88.4	87.7	87.0
22.5°	431.1	332.9	196.5	133.5	92.8	84.8	81.0	77.6	74.9	73.0	72.1
25°	436.0	319.3	175.0	111.9	83.5	77.2	70.3	64.6	60.3	57.7	56.7
27.5°	439.6	304.6	155.9	93.7	77.0	68.3	59.3	52.5	48.1	45.8	44.9
30°	442.2	287.9	139.0	82.4	69.8	59.0	49.3	42.7	39.5	38.3	37.7
32.5°	444.7	269.4	123.1	77.0	63.1	50.4	41.3	36.3	34.3	32.8	32.3
35°	450.8	252.2	108.0	71.4	56.2	43.0	35.5	31.9	29.9	28.9	28.6
37.5°	465.4	239.5	93.4	65.5	49.3	37.2	31.1	28.5	26.6	25.7	25.4
40°	488.8	233.1	81.2	59.3	42.6	32.8	28.2	25.7	23.7	22.4	22.1
42.5°	523.2	234.0	72.6	53.0	37.2	29.2	25.4	22.5	20.4	19.1	18.8
45°	565.1	240.7	66.6	46.9	32.8	26.5	22.4	19.3	17.3	16.2	15.9
47.5°	610.4	251.6	61.7	41.3	29.2	23.9	19.3	16.1	14.4	13.5	13.3
50°	658.2	262.2	56.7	36.0	26.2	21.3	16.2	13.3	11.9	11.2	10.9
52.5°	706.5	274.4	52.1	31.1	23.6	18.2	13.5	10.9	9.8	9.2	8.9
55°	758.6	283.6	47.6	27.3	21.0	15.5	11.2	9.0	8.1	7.4	7.2
57.5°	819.9	297.8	43.0	23.6	17.9	12.9	9.2	7.2	6.4	5.7	5.5
60°	902.6	314.5	38.1	20.8	14.7	10.6	7.5	5.8	4.9	4.3	4.1
62.5°	1011.6	333.1	32.0	18.2	11.9	8.6	6.0	4.6	3.5	2.8	2.8
65°	1149.9	363.2	26.2	15.3	9.8	7.0	4.6	3.4	2.0	1.2	1.2
67.5°	1230.6	368.4	21.1	12.6	8.0	6.0	3.8	2.3	0.6	0.2	0.0
69°	1204.7	338.3	17.9	10.7	6.9	5.7	3.5	1.7	0.3	0.0	0.0
70°	1156.0	309.3	15.8	9.5	6.3	5.4	3.4	1.2	0.3	0.0	0.0
72.5°	955.2	220.2	11.9	7.0	4.6	4.7	3.1	0.8	0.3	0.0	0.0
75°	695.8	133.8	8.6	4.9	2.9	3.5	2.1	0.3	0.2	0.0	0.0
77.5°	387.1	63.1	5.4	2.8	1.8	2.1	1.1	0.0	0.0	0.0	0.0
80°	125.7	17.2	2.5	1.5	1.1	1.2	0.5	0.0	0.0	0.0	0.0
82.5°	23.3	4.9	1.4	0.8	0.3	0.3	0.0	0.0	0.0	0.0	0.0
85°	5.1	2.0	0.8	0.3	0.0	0.0	0.0	0.0	0.0	0.0	0.0
87.5°	1.7	0.6	0.2	0.0	0.0	0.0	0.0	0.0	0.0	0.0	0.0
90°	0.0	0.0	0.0	0.0	0.0	0.0	0.0	0.0	0.0	0.0	0.0

Signify Classified - Internal
Cooper Lighting Solutions Photometric Lab
1121 Highway 74 South
Peachtree City, GA 30269

Scaled Data Report



Report Generated By 670245982

Signify Classified - Internal
Cooper Lighting Solutions Photometric Lab
1121 Highway 74 South
Peachtree City, GA 30269

Scaled Data Report



Signify Classified - Internal
Cooper Lighting Solutions Photometric Lab
1121 Highway 74 South
Peachtree City, GA 30269

Scaled Data Report



Signify Classified - Internal
Cooper Lighting Solutions Photometric Lab
1121 Highway 74 South
Peachtree City, GA 30269

Scaled Data Report



Signify Classified - Internal
Cooper Lighting Solutions Photometric Lab
1121 Highway 74 South
Peachtree City, GA 30269

Scaled Data Report



--- HS — SS

Signify Classified - Internal
Cooper Lighting Solutions Photometric Lab
1121 Highway 74 South
Peachtree City, GA 30269

Scaled Data Report



u

Signify Classified - Internal
Cooper Lighting Solutions Photometric Lab
1121 Highway 74 South
Peachtree City, GA 30269

Scaled Data Report



Signify Classified - Internal
Cooper Lighting Solutions Photometric Lab
1121 Highway 74 South
Peachtree City, GA 30269

Scaled Data Report



(END OF REPORT)